



Install the rear master cylinder onto the right footpeg holder, then install and tighten the socket bolts to the specified torque.


TORQUE: 12 N·m (1.2 kgf·m , 9 lbf·ft)



Route the reservoir hose properly, then install and tighten the reservoir tank mounting bolt.



Connect the brake pedal to the push rod lower joint. Install the joint pin and secure it with a new cotter pin.



Install the brake hose eyelet joints with the oil bolt and new sealing washers. Push the eyelet joints against the stopper, then tighten the oil bolt to the specified torque.

TORQUE: 34 N·m (3.5 kgf·m , 25 lbf·ft)

Fill the reservoir to the upper level and bleed the pedal brake line (page 15-7).

